



FLT SERIES

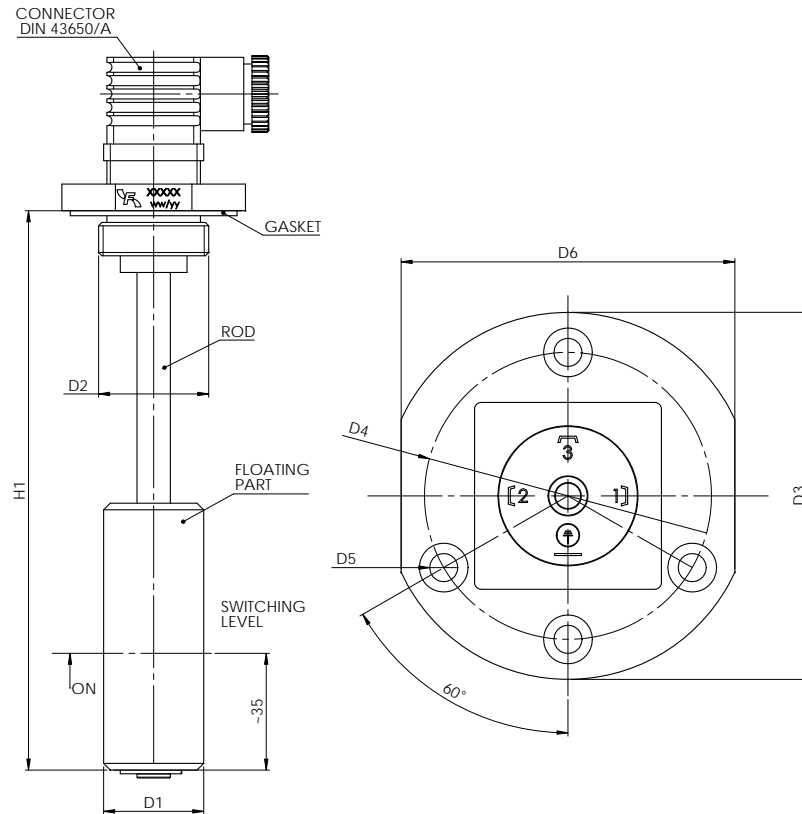
Electromagnetic level and temperature switch

The FLT is a series of electromagnetic level switches with a thermometer. The FLT range, directly fitted in the tank, monitors the level and temperature of the fluid. Several sizes and configurations are available to meet every tank requirement.

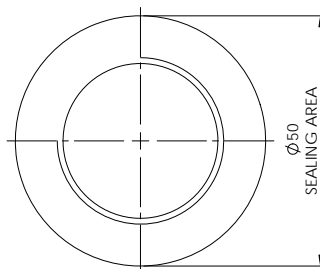


PRESSURE:	Max operating: up to 5 bar
MAX WORKING TEMPERATURE :	- 10° C + 90° C
MAX FLUID VISCOSITY	150 cSt
CONNECTIONS:	Three holes flange - 120° M4 Two holes flange - 180° M4 G1"
MATERIALS:	Rod: Stainless Steel Floating part: PA66 Housing: Anodized Aluminum Gasket: NBR
FLUID COMPATIBILITY:	Full with HH-HL-HM-HV-HETG-HEES (acc. to ISO 6743/4). For use with other fluid please contact Filtrtec Customer Service (info@filtrtec.it).

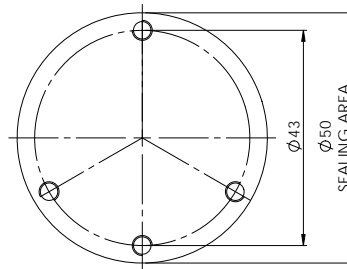
OVERALL DIMENSIONS



TANK MOUNTING PATTERN
THREADED VERSION G1"



TANK MOUNTING PATTERN
FLANGED VERSION WITH 2 OR 3 SCREW M4



NOMINAL SIZE

CODE	H1	D1	D2	D3	D4	D5	D6	WEIGHT gr.
FLT150	150	30	G 1"	55	43	4,2	50	160
FLT200	200							175
FLT250	250							190
FLT350	350							220
FLT400	400							235
FLT500	500	265						

ORDERING INFORMATION

1.	2.	3.	4.	5.
FLT	250	A	50	A

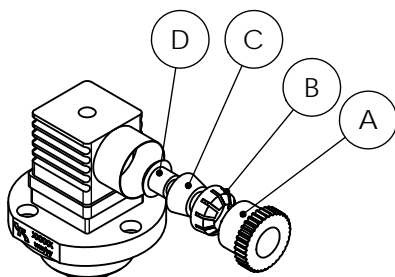
1. SERIES	FLT	
2. SIZE	150	Rod length 150 mm
	200	Rod length 200 mm
	250	Rod length 2500 mm
	350	Rod length 350 mm
	400	Rod length 400 mm
	500	Rod length 500 mm
3. LEVEL SWITCH	A	N.O. - Normally open
	B	N.C. - Normally closed
4. SWITCHING TEMPERATURE (C°)	50	with thermometer 50°C
	60	with thermometer 60°C
	70	with thermometer 70°C
5. THERMOMETER CONFIGURATION	A	N.O. - Normally open
	B	N.C. - Normally closed

ELECTRICAL SPECIFICATIONS

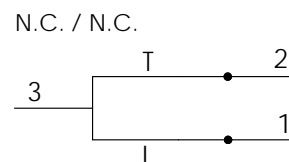
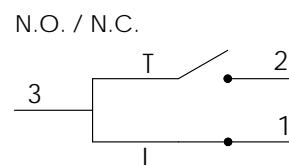
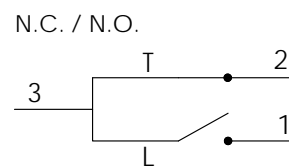
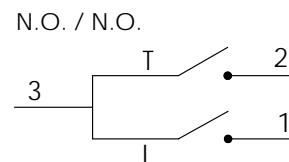
- Electrical connection in accordance with DIN 43650/A
- Electrical protection in accordance with DIN 40050-IP65
- Maximum electrical load N.O./N.C. 30V AC/DC - 0,25A
- Other electrical features on request

CONNECTION PG9
CABLE Ø 6-8 (A) + (B) + (C) + (D)

CONNECTION PG11
CABLE Ø 8-10 (A) + (B) + (C)



ELECTRICAL DIAGRAM



ORDERING INFORMATION	ORDERING CODE
FLT150A50A	04.006.00299
FLT150A50B	04.006.00300
FLT150A60A	04.006.00301
FLT150A60B	04.006.00302
FLT150A70A	04.006.00303
FLT150A70B	04.006.00304
FLT150B50A	04.006.00305
FLT150B50B	04.006.00306
FLT150B60A	04.006.00307
FLT150B60B	04.006.00308
FLT150B70A	04.006.00309
FLT150B70B	04.006.00310
FLT200A50A	04.006.00311
FLT200A50B	04.006.00312
FLT200A60A	04.006.00313
FLT200A60B	04.006.00314
FLT200A70A	04.006.00315
FLT200A70B	04.006.00316
FLT200B50A	04.006.00317
FLT200B50B	04.006.00318
FLT200B60A	04.006.00319
FLT200B60B	04.006.00320
FLT200B70A	04.006.00321
FLT200B70B	04.006.00322
FLT250A50A	04.006.00323
FLT250A50B	04.006.00324
FLT250A60A	04.006.00325
FLT250A60B	04.006.00326
FLT250A70A	04.006.00327
FLT250A70B	04.006.00328
FLT250B50A	04.006.00329
FLT250B50B	04.006.00330
FLT250B60A	04.006.00331
FLT250B60B	04.006.00332
FLT250B70A	04.006.00333
FLT250B70B	04.006.00334

ORDERING INFORMATION	ORDERING CODE
FLT350A50A	04.006.00335
FLT350A50B	04.006.00336
FLT350A60A	04.006.00337
FLT350A60B	04.006.00338
FLT350A70A	04.006.00339
FLT350A70B	04.006.00340
FLT350B50A	04.006.00341
FLT350B50B	04.006.00342
FLT350B60A	04.006.00343
FLT350B60B	04.006.00344
FLT350B70A	04.006.00345
FLT350B70B	04.006.00346
FLT400A50A	04.006.00347
FLT400A50B	04.006.00348
FLT400A60A	04.006.00349
FLT400A60B	04.006.00350
FLT400A70A	04.006.00351
FLT400A70B	04.006.00352
FLT400B50A	04.006.00353
FLT400B50B	04.006.00354
FLT400B60A	04.006.00355
FLT400B60B	04.006.00356
FLT400B70A	04.006.00357
FLT400B70B	04.006.00358
FLT500A50A	04.006.00359
FLT500A50B	04.006.00360
FLT500A60A	04.006.00361
FLT500A60B	04.006.00362
FLT500A70A	04.006.00363
FLT500A70B	04.006.00364
FLT500B50A	04.006.00365
FLT500B50B	04.006.00366
FLT500B60A	04.006.00367
FLT500B60B	04.006.00368
FLT500B70A	04.006.00369
FLT500B70B	04.006.00370

